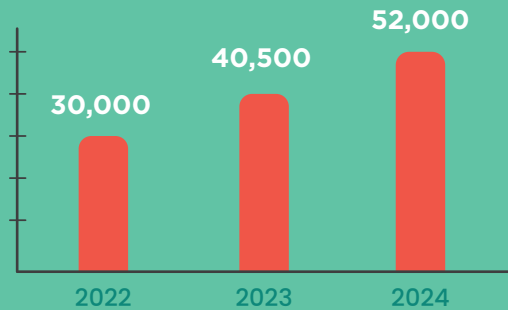


# 2024

FISCAL YEAR 2024 JANUARY – DECEMBER

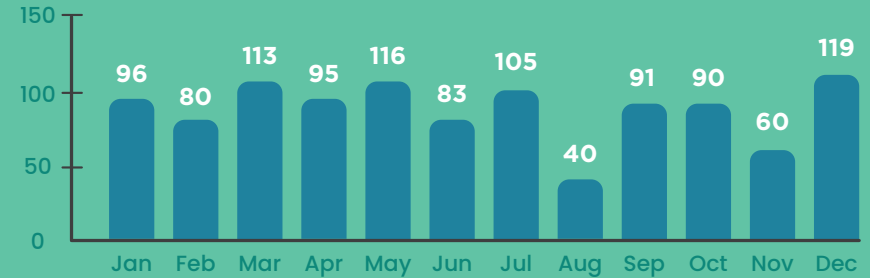


## MEALS SERVED THROUGH OUR FOOD MINISTRY:



  
**+28.4% INCREASE**

## YOUTH MINISTRY



TEENS ATTENDING OUR YOUTH NIGHTS | MoM

## SERVICE

VOLUNTEER HOURS

**8,123**

SERVICES PROVIDED

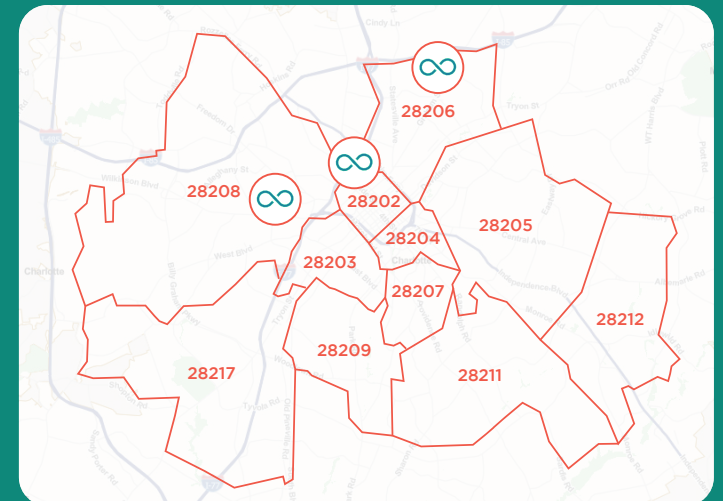
**66,698**



## PROGRAMS

PROGRAM TYPE	TOTAL SERVED
TRANSPORTATION	812
ADOPT-A-BLOCK HOUSEHOLDS	298
KIDZ JAMS	309
BLOCK PARTIES	300
BIBLE STUDIES	4,228
YOUTH MINISTRY	1,088
FRIDAY NIGHT STREET MINISTRY	7,254
DISCIPLESHIP TRAINING	3,426

## PROGRAMMING MAP



# 2024

FISCAL YEAR 2024 JANUARY – DECEMBER



## FOOD MARKET

POUNDS OF GROCERIES DISTRIBUTED

96,000



NUMBER OF FAMILIES

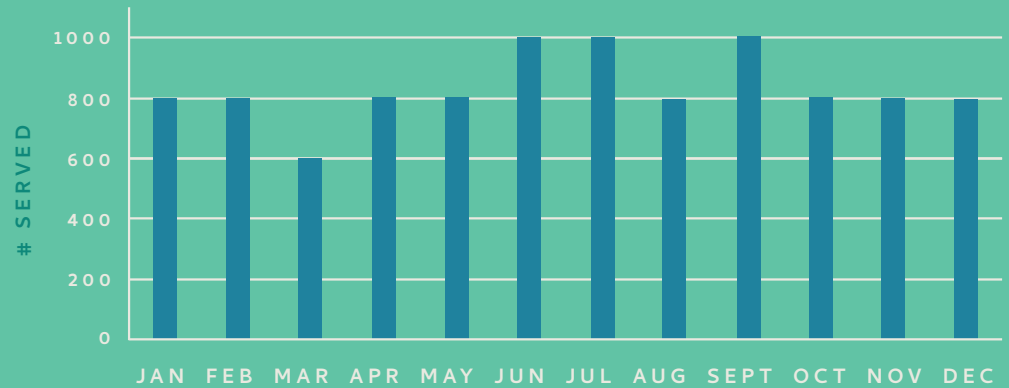
1,555

NUMBER OF PEOPLE

5,490

## STREET MINISTRY

WORLD FAMOUS CMDC CHILI DOGS SERVED



## SERVICE



UNIQUE INDIVIDUALS SERVED

6,845

## TALLIES

72

PARTNERS

28

MEMBERS OF THE DISCIPLESHIP PROGRAM

521

PRAYER REQUESTS

21

SALVATIONS

8

BAPTISMS



## HOUSEHOLDS

